

Sanitary partition wall type SVF30/S ALTUS

Cubicle system made of 30 mm chipboard

schäfer[®]
Trennwandsysteme



Stylish and elegant partitioning.



BEFORE WE
EXPECT TRUST FROM
OUR CUSTOMERS,
WE PROVIDE EVIDENCE
that's us!

ENVIRONMENT & SUSTAINABILITY *that's us!*

Sustainable management and careful use of resources are a matter of course for us and part of our corporate philosophy. This basic idea is consistently integrated and lived in our work processes. We are proud to be the first certified manufacturer of partition systems and lockers in Germany to operate according to the FSC™ and PEFC guidelines.

PEFC - registered

We pay attention to a sustainable supply chain in which our products are procured under ecological, economic and socially just aspects.

FSC™ - certified

As the first certified manufacturer in the area of partition systems and lockers in Germany, we make an active contribution to the protection of our earth with this future-oriented procurement method. We supply almost our entire range from sustainable wood in accordance with the specifications of the FSC™.



On request
the products are
available with
FSC™ certification

TÜV NORD GS TESTED SAFETY *that's us!*

Tested and certified by TÜV NORD these products meet the requirements of the Product Safety Act ProdSG § 21
Registration No. 44 329 14148802



MADE IN GERMANY *that's us!*

Our products are manufactured for you at the company site in Horhausen, Rhineland-Palatinate. This is the only way we can guarantee the high quality standards we set for our products.



PREQUALIFIED *that's us!*

We are registered in the list of prequalified construction companies with the number 010.049740, proving that we are qualified for the products and services we offer.



INNOVATIVE & DESIGN-ORIENTED *that's us!*

With our design-oriented and innovative products, we convince not only our customers, but also national and international committees.



reddot winner 2021





Privacy guaranteed.

The SVF30/S ALTUS WC partition wall is predestined as an entry into the room-high product range. Manufactured from 30 mm thick melamine-resin chipboard panels with a 0.9 mm thick HPL cladding on both sides, guarantees this system a high stability and has a complete flush fitted front on the outside of the cubicle. This feature ensures convenient cleaning and easy maintenance. Good looks included!




Interesting facts about SVF30/S ALTUS

WC partition walls made of 30 mm thick chipboard with a 0,9 mm thick HPL cladding on both sites

- Entry model of a room-high toilet partition
- Partitions are closed from floor to ceiling
- Private area for the user
- Maximum privacy guaranteed
- More space-saving than conventional drywall construction
- Flush fitted front on the outside of the cubicle
- ABS strips in the same colour as the panels
- Wall connections are done as shadow gap
- Suitable for dry rooms
- Easy to clean and maintenance construction
- Robust and long-life construction
- Large variety of decors and colours
- Optional available are panels with motif print
- System will be produced acc. to the building site dimension

Privacy screens

- Wall-mounted privacy screens
- Made of 30 mm thick chipboard
- ABS strips and panels in the same colour
- Installed with durable aluminium holders
- Wall-mounted structures without bottom support feet are particularly hygienic, since floor cleaning can then be faster and more efficient
- Wide range of colours available
- Motif prints are optionally available
- Privacy screens will be produced acc. to the building site dimension





- Doors with flush-mounted top panel
- Wood decor provides a noble contrast and an exclusive room ambience
- Particularly easy to clean thanks to the smooth surface and the material properties

Privacy screens

- Made of enamelled safety glass (ESG-H)
- Installed with durable stainless steel or aluminium holders
- Hygienic and easy to clean
- Wall-mounted structures without bottom support feet are particularly hygienic, since floor cleaning can then be faster and more efficient
- Colour selection according to RAL colour chart
- Motif prints are optionally available
- Privacy screens will be produced acc. to the building site dimension





**Handrail for toilet partition type
SVF30/S ALTUS**

- Matt, natural anodised
- Very easy to clean
- Integrated Free/engaged indicator (4)
- Emergency opening located below – allows the locked door to be opened from the outside (5)
- Optional available with LED
- Optional energy-saving LED strip shows the locking status clearly visible
- Very good grip, because of the body-friendly shape

Possible Variation:

(1)

- Handrail adapted to the door length, always until the top edge of the door
- Optional available: in combination with a LED strip

(2)

- Handrail 55 x 1.150 mm
- Optional available: in combination with a LED strip

(3)

- Handrail 55 x 500 mm
- Optional available: in combination with a LED strip



Features type SVF30/S ALTUS

Door cover panels:



- Flush fitted cover panels above the door
- Invisible fixed by means of pressure spring pins

Hinges:



- Stainless steel hinge with high-performance polymer
- Treads guarantee absolute freedom from maintenance and a silence closing of the door



- Stainless steel rising hinge
- Doors with self-closing hinges are optional available

Floor connection:



- Floor connection with shadow gap
- Discreet construction, esthetic appearance

Variations of accessories type SVF30/S ALTUS

Hardware:



Aluminium
door handle
Schäfer AL7050



Stainless steel
door handle
Schäfer ES6050



Nylon
door handle
Schäfer N8051



Aluminium
one hand door knob
INSAFE




Aluminium
push handle SLIDESAFE


[To the handrail configuration online tool >](#)

[To the push handle SLIDESAFE >](#)


[To the sanitary accessories >](#)




Aluminium handrail
55 x 500 mm
Schäfer ALGS1




Aluminium handrail
with LED strip
55 x 500 mm
Schäfer ALGS1 LED




Aluminium handrail
55 x 1.150 mm
Schäfer ALGS2



Aluminium handrail
with LED strip
55 x 1.150 mm
Schäfer ALGS2 LED



Aluminium handrail,
adapted to the door
length, always until the
top edge of the door
Schäfer ALGSV



Aluminium handrail with
LED strip, adapted to the
door length, always until
the top edge of the door
Schäfer ALGSV LED

Buffer and hooks:



Aluminium buffer
Schäfer AL7015



Stainless steel buffer
Schäfer ES6015



Nylon buffer
Schäfer N8015



Aluminium hook
Schäfer AL7011



Stainless steel hook
Schäfer ES6011



Nylon hook
Schäfer N8010

Colours type SVF30/S ALTUS

Panels:



3001
Weiß




3004
Anthrazit



3009
Schwarz

ABS-strips



3001
Weiß




3004
Anthrazit



3009
Schwarz

Profiles:

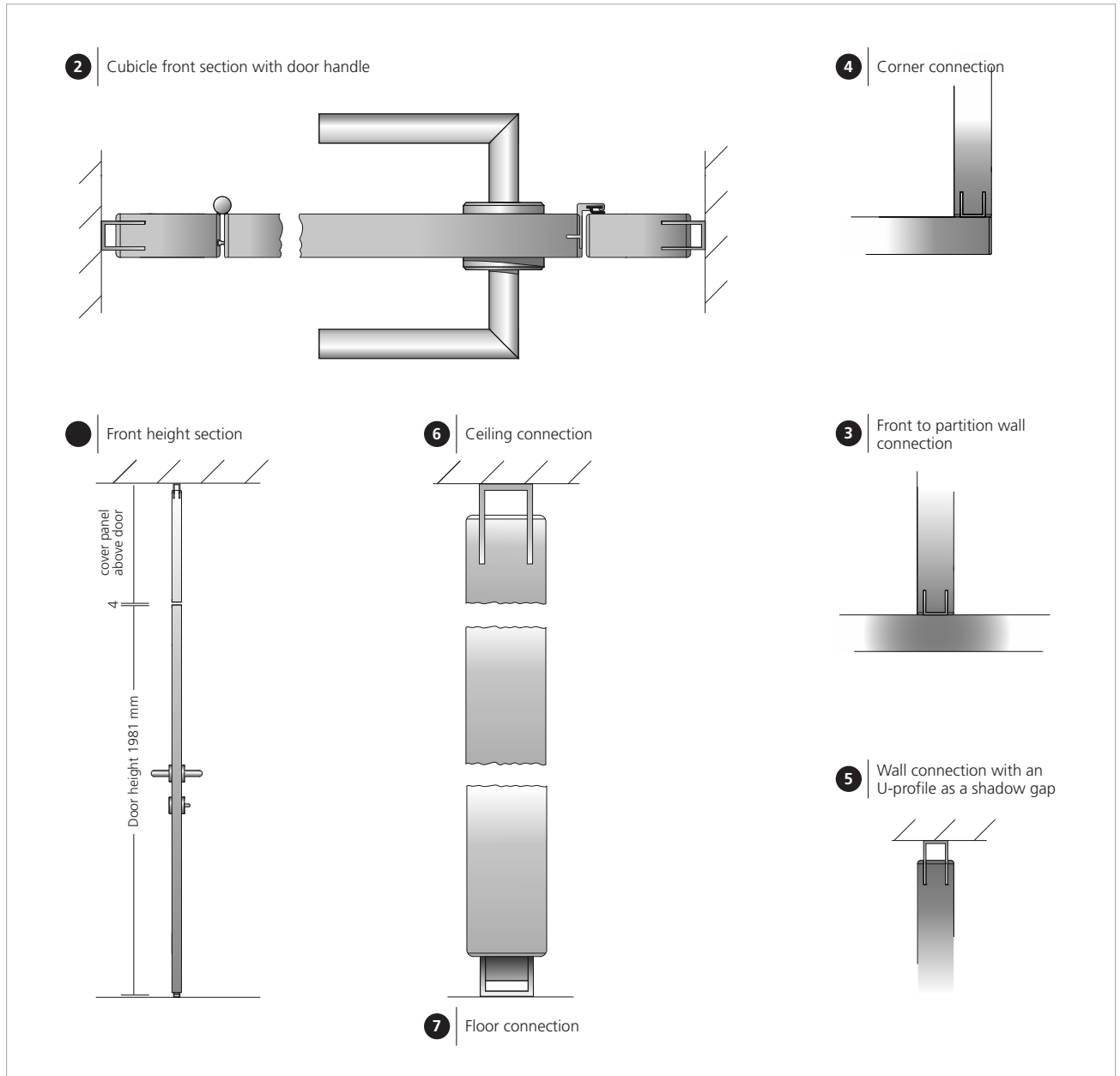
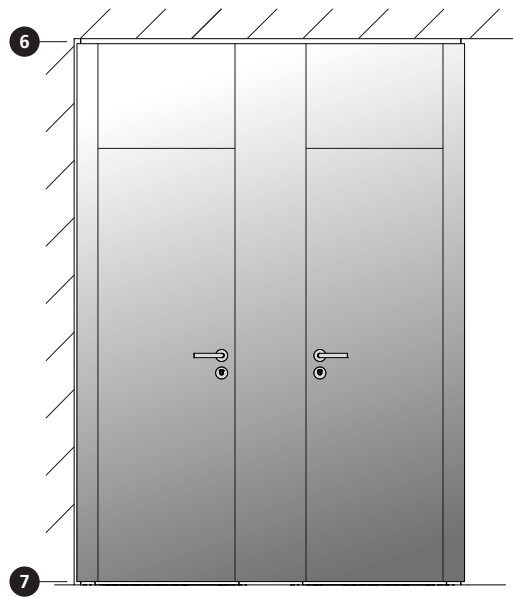
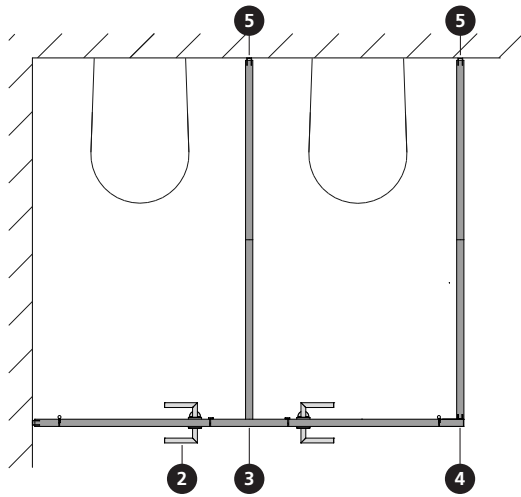


E6/EV1
Eloxiert

Special colours for panels, ABS-strips and profiles in all RAL colours and special accessories on request. Ask us!

There may be a difference between printed colours and real colours.

Technical design of cubicle system type SVF30/S ALTUS



We reserve the right to make technical alterations.



reddot winner 2021



GERMAN
INNOVATION
AWARD '22
WINNER

